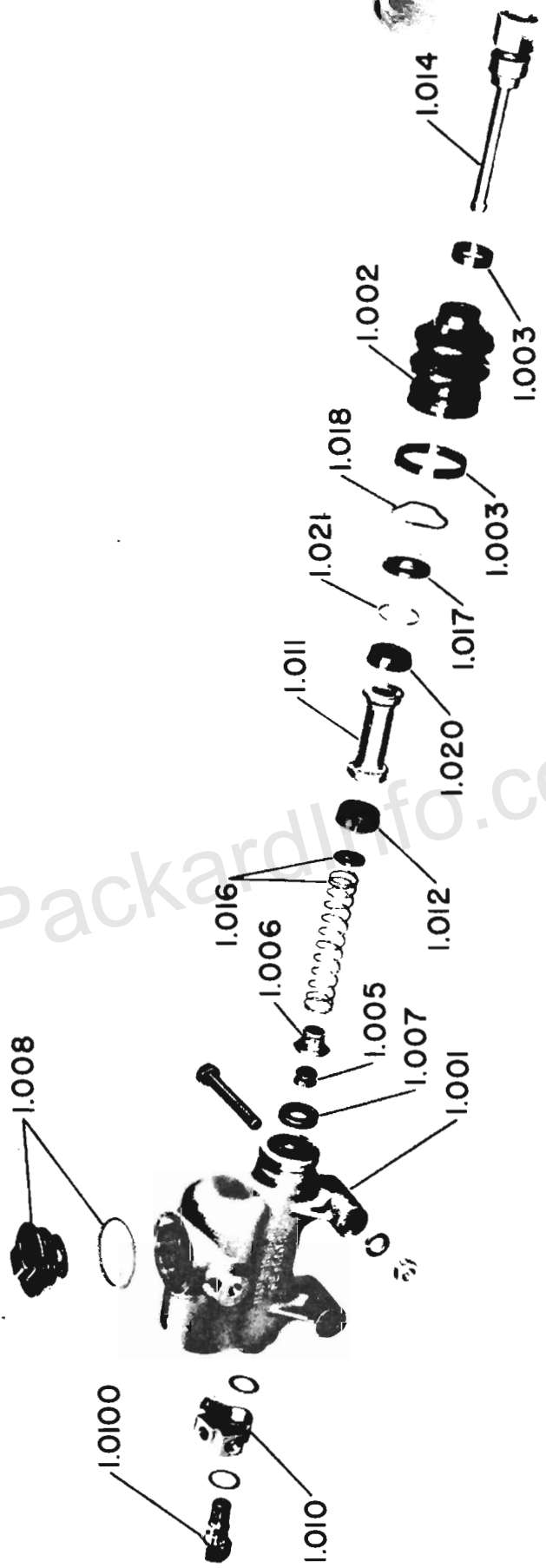
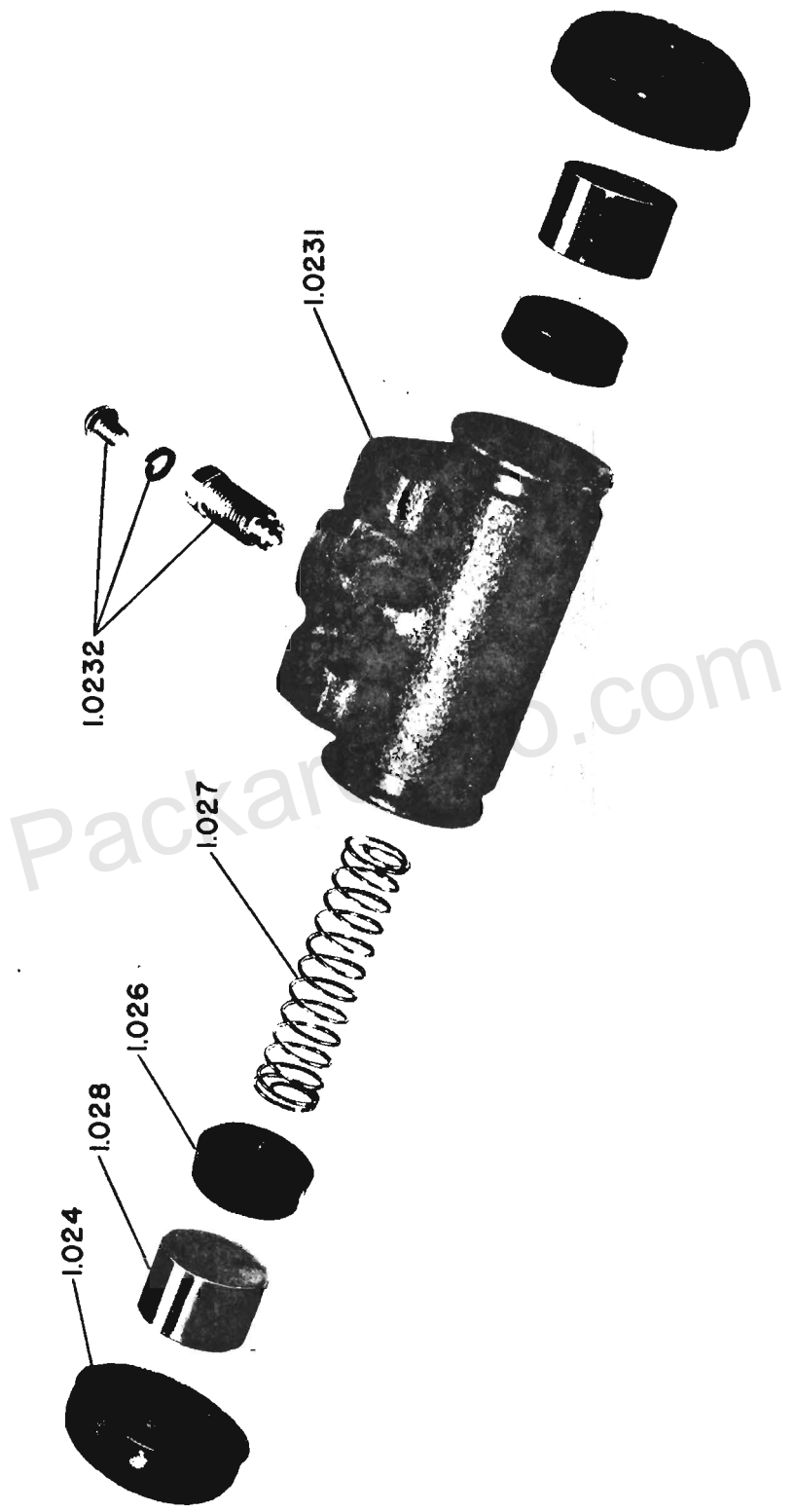


PackardInfo.com



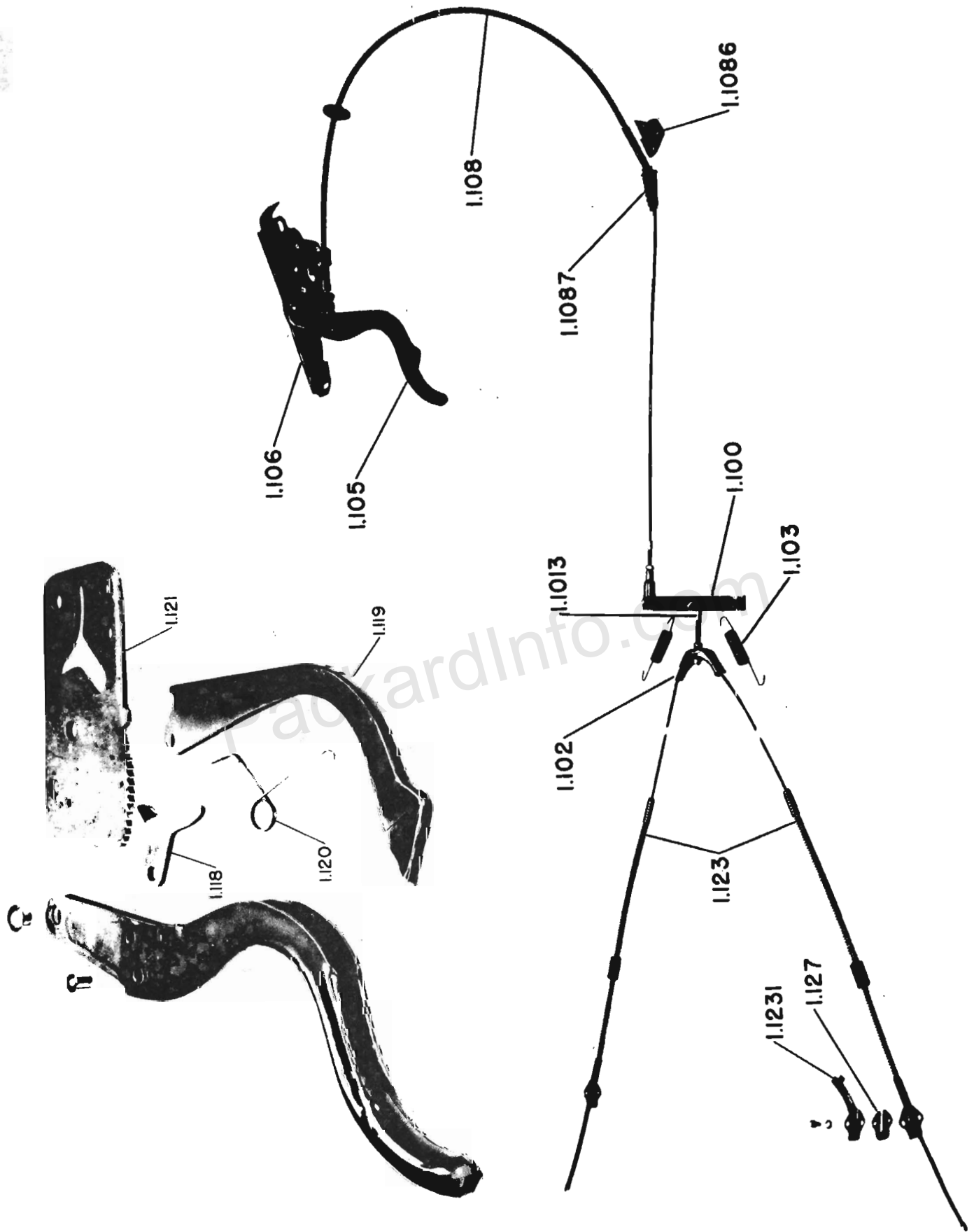
BRAKE MASTER CYLINDER

CODE NO.	PART NO.	DESCRIPTION AND MODELS	PER CAR	CODE NO.	PART NO.	DESCRIPTION AND MODELS	PER CAR
BRAKE CYLINDER				BRAKE CYLINDER—Continued			
1.000	FLUID - BRAKE			1.007	VALVE SEAT - MASTER CYLINDER CHECK		
304690	pint, 1951-2000-01-03-06-10-11-2100-01-03-06-11-26-30		x	351864	1951-2000-01-03-06-10-11-2100-01-03-06-11-30		1
304315	quart, 1951-2000-01-03-06-10-11-2100-01-03-06-11-26-30		x	1.008	PLUG ASSEMBLY - MASTER CYLINDER FILLER		
304316	gallon, 1951-2000-01-03-06-10-11-2100-01-03-06-11-26-30		x	351865	1951-2000-01-03-06-10-11-2100-01-03-06-11-26-30		1
304317	five gallons, 1951-2000-01-03-06-10-11-2100-01-03-06-11-26-30		x	351866	Gasket (50.660) 1951-2000-01-03-06-10-11-2100-01-03-06-11-26-30		1
▲ 1.0005	CYLINDER ASSEMBLY - MASTER			1.009	HEAD - MASTER CYLINDER		
373365	2000-01-10-11-2100-01-11-30		1	234862	2126		1
354130	1951-2003-06-2103-06		1	303021	Gasket (50.660) 2126		1
354132	2126		1	1.010	CONNECTION - MASTER CYLINDER OUTLET		
7891	Screw 3/8-24 x 2-3/8, (50.003) 1951-2000-01-03-06-10-11-2100-01-03-06-11-26-30		1	373398	2000-01-10-11-2100-01-11-30		1
6689	Screw 3/8-16 x 3/4, (50.003) 1951-2000-01-03-06-10-11-2100-01-03-06-11-26-30		1	302702	1951-2003-06-2103-06-26		1
7772	Screw 7/16-20 x 2-1/2, (50.003) 1951-2000-01-03-06-10-11-2100-01-03-06-11-26-30		1	302700	Gasket, inner, (50.660) 1951-2000-01-03-06-10-11-2100-01-03-06-11-26-30		1
5508	Lockwasher 7/16 (50.220)		1	302496	Gasket, outer, (50.660) 1951-2000-01-03-06-10-11-2100-01-03-06-11-26-30		1
5506	Lockwasher 3/8 (50.220)		1	▲ 1.0100	BOLT - MASTER CYLINDER OUTLET CONNECTION		
	1951-2000-01-03-06-10-11-2100-01-03-06-11-26-30		2	373697	2000-01-10-11-2100-01-11-30		1
7006	Nut 3/8-24 (50.100)		1	302495	1951-2003-06-2103-06-26		1
7007	Nut 7/16-20 (50.100)		1	1.011	PISTON ASSEMBLY - MASTER CYLINDER		
▲ 1.001	CYLINDER - MASTER			303003	1951-2000-01-03-06-10-11-2100-01-03-06-11-30		1
354070	1951-2000-01-03-06-10-11-2100-01-03-06-11-30		1	234863	2126		1
354131	2126		1	1.012	CUP - MASTER CYLINDER PISTON		
1.002	BOOT - MASTER CYLINDER			303026	1951-2000-01-03-06-10-11-2100-01-03-06-11-30		1
303007	1951-2000-01-03-06-10-11-2100-01-03-06-11-26-30		1	234865	2126		1
1.003	STRAP - MASTER CYLINDER BOOT			1.014	PUSH ROD ASSEMBLY - MASTER CYLINDER PISTON		
303004	large, 1951-2000-01-03-06-10-11-2100-01-03-06-11-26-30		1	303010	1951-2000-01-03-06-10-11-2100-01-03-06-11-26-30		1
303011	small, 1951-2000-01-03-06-10-11-2100-01-03-06-11-26-30		1	▲ 1.016	SPRING & RETAINER ASSEMBLY - MASTER CYLINDER PISTON RETURN		
1.004	VALVE ASSEMBLY - MASTER CYLINDER CHECK			303018	1951-2000-01-03-06-10-11-2100-01-03-06-11-30		1
303025	1951-2000-01-03-06-10-11-2100-01-03-06-11-30		1	234869	2126		1
234861	2126		1	1.017	PISTON STOP - MASTER CYLINDER		
1.005	CUP - MASTER CYLINDER CHECK VALVE			303005	1951-2000-01-03-06-10-11-2100-01-03-06-11-30		1
303023	1951-2000-01-03-06-10-11-2100-01-03-06-11-30		1	234872	2126		1
234873	2126		1	1.018	LOCKWIRE - MASTER CYLINDER PISTON STOP		
1.006	RETAINER - MASTER CYLINDER CHECK VALVE CUP			303006	1951-2000-01-03-06-10-11-2100-01-03-06-11-30		1
303024	1951-2000-01-03-06-10-11-2100-01-03-06-11-30		1	234873	2126		1
				1.019	REPAIR KIT - MASTER CYLINDER		
				333751	1951-2000-01-03-06-10-11-2100-01-03-06-11-30		1



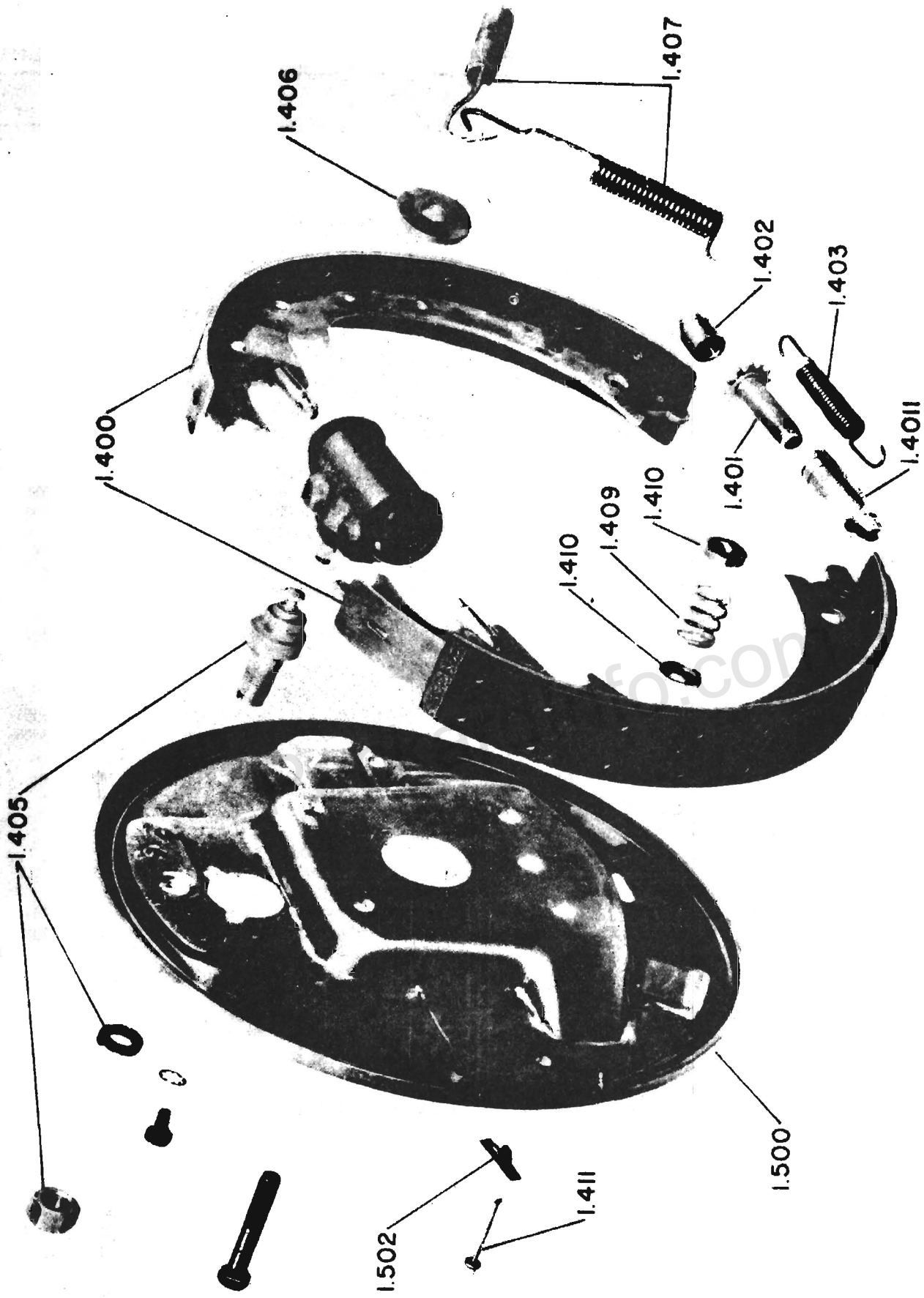
BRAKE WHEEL CYLINDER

CODE NO.	PART NO.	DESCRIPTION AND MODELS	PER CAR	CODE NO.	PART NO.	DESCRIPTION AND MODELS	PER CAR
BRAKE CYLINDER—Continued				BRAKE CYLINDER—Continued			
1.019	REPAIR KIT - MASTER CYLINDER (Cont'd)			1.024	BOOT - WHEEL CYLINDER		
242503	2126		1	302970	1951-2000-01-03-06-10-11-2100-01-03-06-11-30		8
1.020	CUP - MASTER CYLINDER SECONDARY			237408	front, 2126		4
303002	1951-2000-01-03-06-10-11-2100-01-03-06-11-30		1	302970	rear, 2126		4
234875	2126		1	1.025	LINK - WHEEL CYLINDER TO SHOE CONNECTING		
1.021	RING - MASTER CYLINDER SECONDARY CUP			341098	1951-2000-01-03-06-10-11-2100-01-03-06-11-30		8
311793	1951-2000-01-03-06-10-11-2100-01-03-06-11-30		1	242939	2126		8
234876	2126		1	311983	Rivet (50.400)		8
1.023	CYLINDER ASSEMBLY - WHEEL			1.026	CUP - WHEEL CYLINDER		
379636	right, front, 2000-10-2100-30		1	302965	front, 2000-10-2100-30		4
302949	right, front, 1951-2001-11-2101-11		1	302964	front, 1951-2001-11-2101-11		4
304881	right, front, 2003-06-2103-06		1	304888	front, 2003-06-2103-06		4
237024	right, front, 2126		1	237410	front, 2126		4
302951	right, rear, (15/16" bore) 1951-2001-03-06-11-2101-03-06-11-30		1	302965	rear, 1951-2001-03-06-11-2101-03-06-11-30		4
304887	right, rear, (1" bore) 2000-10-2100		1	304888	rear, 2000-10-2100		4
237026	right, rear, 2126		1	237413	rear, 2126		4
379635	left, front, 2000-10-2100-30		1	1.027	SPRING - WHEEL CYLINDER CUP		
302948	left, front, 1951-2001-11-2101-11		1	302969	front, 2000-03-06-10-2100-03-06-30		2
304880	left, front, 2003-06-2103-06		1	302968	front, 1951-2001-11-2101-11		2
237023	left, front, 2126		1	237411	front, 2126		2
302950	left, rear, (15/16" bore) 1951-2001-03-06-11-2101-03-06-11-30		1	302969	rear, 1951-2000-01-03-06-10-11-2100-01-03-06-11-30		2
304886	left, rear, (1" bore) 2000-10-2100		1	302968	rear, 2126		2
237025	left, rear, 2126		1	1.028	PISTON - WHEEL CYLINDER		
1.0231	CYLINDER - WHEEL			302967	front, 2000-10-2100-30		4
302919	right, front, 2000-10-2100-30		1	302966	front, 1951-2001-11-2101-11		4
302915	right, front, 1951-2001-11-2101-11		1	304890	front, 2003-06-2103-06		4
304885	right, front, 2003-06-2103-06		1	302967	rear, 1951-2001-03-06-11-2101-03-06-11-30		4
237402	right, front, 2126		1	237412	front, 2126		4
302919	right, rear, (15/16" bore) 1951-2001-03-06-11-2101-03-06-11-30		1	304890	rear, 2000-10-2100		4
304885	right, rear, (1" bore) 2000-10-2100		1	237414	rear, 2126		4
237404	right, rear, 2126		1	1.029	REPAIR KIT - WHEEL CYLINDER		
302918	left, front, 2000-10-2100-30		1	333754	front (15/16" bore) 2000-10-2100-30		2
302914	left, front, 1951-2001-11-2101-11		1	333753	front (1-1/16" bore) 1951-2001-11-2101-11		2
304884	left, front, 2003-06-2103-06		1	333752	front (1" bore) 2003-06-2103-06		2
237403	left, front, 2126		1	242505	front (1-1/4" bore) 2126		2
302918	left, rear, (15/16" bore) 1951-2001-03-06-11-2101-03-06-11-30		1	333754	rear (15/16" bore) 1951-2001-03-06-11-2101-03-06-11-30		2
304884	left, rear, (1" bore) 2000-10-2100		1	333752	rear (1" bore) 2000-10-2100		2
237405	left, rear, 2126		1	242504	rear (1-1/8" bore) 2126		2
387501	Screw and lockwasher assembly, 1951-2000-01-03-06-10-11-2100-01-03-06-11-26-30		8	1.030	CONNECTION - WHEEL CYLINDER TUBE		
1.0232	SCREW - WHEEL CYLINDER BLEEDER			302912	1951-2000-01-03-06-10-11-2100-01-03-06-11-30		2
302959	1951-2000-01-03-06-10-11-2100-01-03-06-11-26-30		4	302701	Gasket (50.660) 1951-2000-01-03-06-10-11-2100-01-03-06-11-30		2
5676	Plug #10-32 x 5/8 (50.000)		4	HAND BRAKE			
5500	Lockwasher 3/16 (50.220)		4	1.100	LEVER - HAND BRAKE EQUALIZER		
				371032	1951-2000-01-03-06-10-11-2100-01-03-06-11-26-30		1



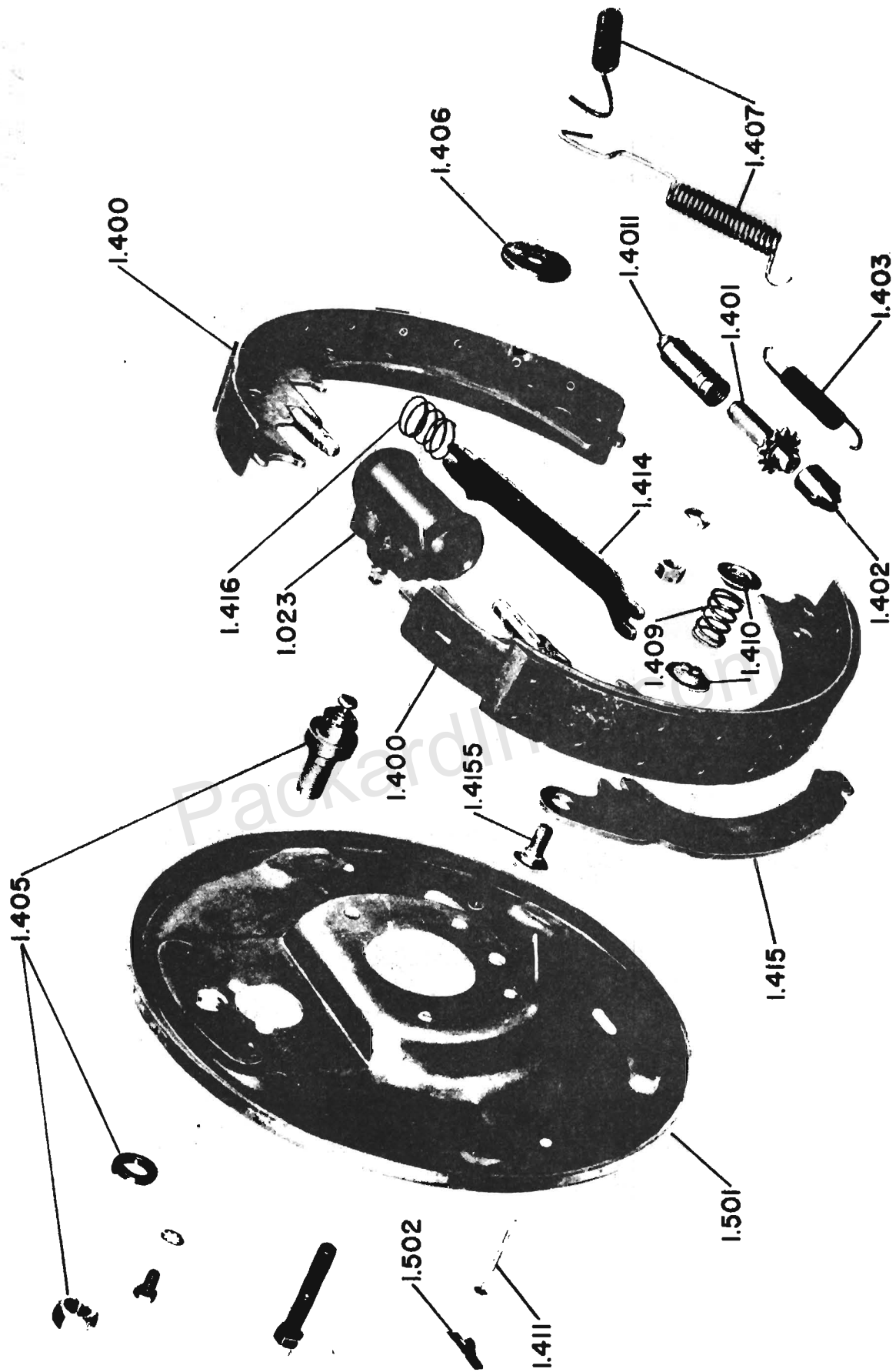
HAND BRAKE LINKAGE - HAND BRAKE LEVER

CODE NO.	PART NO.	DESCRIPTION AND MODELS	PER CAR	CODE NO.	PART NO.	DESCRIPTION AND MODELS	PER CAR
HAND BRAKE—Continued				HAND BRAKE—Continued			
1.1013	LINK - EQUALIZER LEVER			1.106	BRACKET ASSEMBLY - LEVER (Cont'd)		
373636	1951-2000-01-03-06-10-11-2100-01-03-06-11-30		1	6359	Washer 5/16 (50.200)(Cont'd)		
377740	2126		1		to dash (roof panel), 1951-2000-01-03-06-10-11	1	
7006	Nut 3/8-24 (50.100)		2		to front pillar, 1951-2000-01-03-06-10-11-2100-01-03-06-11-26-30	2	
1.1014	SPRING - EQUALIZER LEVER LINK			7005	Nut 5/16-24, to front pillar, (50.100)	1	
382988	2126		1				
1.102	EQUALIZER			1.108	CABLE ASSEMBLY - LEVER		
373641	1951-2000-01-03-06-10-11-2100-01-03-06-11-26-30		1	371113	1951-2000-01-03-06-10-11-2100-01-03-06-11-30	1	
1.103	SPRING - EQUALIZER RETRACTING			384127	2126	1	
333475	1951-2000-01-03-06-10-11-2100-01-03-06-11-26-30		2	7515	Yoke 5/16 adj., equalizer end, (50.560)		
					1951-2000-01-03-06-10-11-2100-01-03-06-11-26-30	1	
1.105	LEVER ASSEMBLY - HAND BRAKE			7005	Lock nut 5/16, equalizer end, (50.100)		
383466	Painted, 1951-2000-01-03-10-11-2100-01-03-11-30		1		1951-2000-01-03-06-10-11-2100-01-03-06-11-26-30	1	
379646	chrome, 2006-2106-26		1	7525	Pin 5/16, Yoke, equalizer end, (50.555)		
7818	Screw 3/8-24 x 7/8 (50.003)				1951-2000-01-03-06-10-11-2100-01-03-06-11-26-30	1	
	1951		2	4290	Cotter pin 3/32 x 5/8, equalizer end, (50.240)	1	
	front, 2000-01-03-06-10-11-2100-01-03-06-11-26-30		1	7525	Pin 5/16, Yoke, hand lever end, (50.555)		
7512	Screw 3/8-24 x 1-1/8, rear, (50.003)				1951-2000-01-03-06-10-11-2100-01-03-06-11-26-30	1	
	2000-01-03-06-10-11-2100-01-03-06-11-26-30		1	4290	Cotter pin 3/32 x 5/8, hand lever end, (50.240)	1	
379610	Spacer, rear screw, (50.200) 2000-01-03-06-10-11-2100-01-03-06-11-26-30		1				
126710	Washer 3/8, stop, (50.200) 2000-01-03-06-10-11-2100-01-03-06-11-26-30		1	1.1086	CLIP - LEVER CABLE ASSEMBLY		
5506	Lockwasher 3/8 (50.220) 1951-2000-01-03-06-10-11-2100-01-03-06-11-26-30		2	324108	1951-2000-01-03-06-10-11-2100-01-03-06-11-26-30	2	
1.106	BRACKET ASSEMBLY - LEVER			7383	Screw 5/16-24 x 1, upper clip, (50.003)	2	
372246	1951-2000-01-03-06-10-11-2100-01-03-06-11-26-30		1	8094	Screw 5/16-24 x 2, lower clip, (50.003)	2	
7123	Screw 5/16-24 x 3/4 (50.003)			5504	Lockwasher 5/16 (50.220)	4	
	to cowl inside panel, 1951-2000-01-03-06-10-11		2	7005	Nut 5/16-24 (50.100)	4	
	to front pillar, 1951-2000-01-03-06-10-11		2	1.10865	SPACER - LEVER CABLE ASSEMBLY CLIP (LOWER)		
	to body, 2100-01-03-06-11-26-30		4	378725	1951-2000-01-03-06-10-11-2100-01-03-06-11-26-30	2	
7344	Screw 5/16-18 x 3/4, to dash, (roof panel) (50.003) 1951-2000-01-03-06-10-11		1	1.1087	BOOT - LEVER CABLE		
5504	Lockwasher 5/16 (50.220)			362301	1951-2000-01-03-06-10-11-2100-01-03-06-11-26-30	1	
	to cowl inside panel, 1951-2000-01-03-06-10-11		2	1.118	PAWL - LEVER		
	to dash (roof panel), 1951-2000-01-03-06-10-11		1	358427	1951-2000-01-03-06-10-11-2100-01-03-06-11-26-30	1	
	to front pillar, 1951-2000-01-03-06-10-11		2	354702	Rivet (50.400) 1951-2000-01-03-06-10-11-2100-01-03-06-11-26-30	1	
	to body, 2100-01-03-06-11-26-30		4	1.119	LEVER - LEVER RELEASE		
6359	Washer 5/16 (50.200)			358426	1951-2000-01-03-06-10-11-2100-01-03-06-11-26-30	1	
	to cowl inside panel, 1951-2000-01-03-06-10-11		2				



FRONT BRAKE ASSEMBLY

CODE NO.	PART NO.	DESCRIPTION AND MODELS	PER CAR	CODE NO.	PART NO.	DESCRIPTION AND MODELS	PER CAR
HAND BRAKE—Continued				BRAKE PEDAL—Continued			
1.120		SPRING - LEVER RELEASE LEVER		▲ 1.302		CONNECTING ROD - PEDAL TO MASTER CYLINDER	
354700		1951-2000-01-03-06-10-11-2100-01-03-06-11-26-30	1	367875		1951-2000-01-03-06-10-11-2100-01-03-06-11-26-30	1
				7007		Lock nut 7/16-20 (50.100)	1
1.121		SECTOR - LEVER		▲ 1.303		PIN - PEDAL TO MASTER CYLINDER CONNECTING ROD	
379666		1951-2000-01-03-06-10-11-2100-01-03-06-11-26-30	1	324464		2126	1
354701		Rivet (50.400)	1	3877		Washer 3/8 (50.200) 1951-2000-01-03-06-10-11-2100-01-03-06-11-26-30	1
1.123		CABLE ASSEMBLY - REAR WHEEL		190191		Spring washer (50.242) 1951-2000-01-03-06-10-11-2100-01-03-06-11-26-30	1
384182		1951-2000-01-03-06-10-11-2100-01-03-06-11-30	1	4305		Cotter pin 1/8 x 7/8 (50.240)	1
387574		2126	1				
7383		Bolt 5/16-24 x 1, to frame bracket clamping, (50.003)	2	1.304		PAD ASSEMBLY - PEDAL	
5504		Lockwasher 5/16 (50.220)	2	335927		1951-2000-01-03-06-10-11-2100-01-03-06-11-26-30	1
7005		Nut 5/16-24 (50.100)	2	6087		Screw 5/16-24 x 1 hex. hd. (50.003) 1951-2000-01-03-06-10-11-2100-01-03-06-11-26-30	1
1.1231		CLIP - REAR WHEEL CABLE TO SUPPORT PLATE		5504		Lockwasher 5/16 (50.220) 1951-2000-01-03-06-10-11-2100-01-03-06-11-26-30	1
373355		1951-2000-01-03-06-10-11-2100-01-03-06-11-30	2	7005		Nut 5/16-24 (50.100) 1951-2000-01-03-06-10-11-2100-01-03-06-11-26-30	1
324102		2126	2				
7379		Screw 5/16-24 x 5/8 hex. hd. (50.003)	4	1.305		SPRING - PEDAL RETRACTING	
5504		Lockwasher 5/16 (50.220)	4	371101		1951-2000-01-03-06-10-11-2100-01-03-06-11-26-30	1
1.127		FELT - REAR WHEEL CABLE CLIP (TO SUPPORT PLATE)					
302944		1951-2000-01-03-06-10-11-2100-01-03-06-11-26-30	2	1.306		RUBBER SET - PEDAL AND CLUTCH PEDAL	
				98766		1951-2000-01-03-06-10-11-2100-01-03-06-11-26-30	1
BRAKE DRUM and HUB				BRAKE SHOES			
1.200		DRUM AND HUB ASSEMBLY		1.400		SHOE SET - (SHOE AND LINING)	
367715		front, 1951	2	351209		front, 2 wheel, 2000-10-2100-30	1
377231		front, 2000-01-10-11-2100-01-11-30	2	351211		front, 2 wheel, 2003-06-2103-06	1
378493		front, 2003-06-2103-06	2	351209		front and rear, 2 wheel, 1951-2001-11-2101-11	2
234734		front, 2126	2	354063		front and rear, 2 wheel, 2126	2
341982		rear, 1951	2	351210		rear, 2 wheel, 2000-10-2100	1
373949		rear, 2000-10-2100	2	351651		rear, 2 wheel, 2003-06-2103-06-30	1
378455		rear, 2001-11-2101-11	2				
351423		rear, 2003-06-2103-06-30	2	1.401		SCREW - SHOE ADJUSTING	
387512		rear, 2126	2	303051		1951-2000-01-03-06-10-11-2100-01-03-06-11-26-30	4
1.203		COVER - INSPECTION HOLE		1.4011		PIVOT NUT - SHOE ADJUSTING SCREW	
304815		1951-2000-01-03-06-10-11-2100-01-03-06-11-26-30	4	303052		1951-2000-01-03-06-10-11-2100-01-03-06-11-26-30	4
				1.402		SOCKET - SHOE ADJUSTING SCREW	
				303053		1951-2000-01-03-06-10-11-2100-01-03-06-11-26-30	4
▲ 1.300		PEDAL - BRAKE					
371005		1951-2000-01-03-06-10-11-2100-01-03-06-11-30	1				
387592		2126	1				
1.301		BOOT - PEDAL					
300915		1951-2000-01-03-06-10-11-2100-01-03-06-11-26-30	1				



REAR BRAKE ASSEMBLY

CODE NO.	PART NO.	DESCRIPTION AND MODELS	PER CAR	CODE NO.	PART NO.	DESCRIPTION AND MODELS	PER CAR
BRAKE SHOES—Continued				BRAKE SHOES—Continued			
1.403		SPRING - SHOE ADJUSTING SCREW		1.414		STRUT - SHOE	
303063		1951-2000-01-03-06-10-11-2100-01-03-06-11-26-30	4	335589		1951-2001-03-06-11-2101-03-06-11-30	2
▲ 1.405		PIN - SHOE ANCHOR		377308		right, 2000-10-2100	1
335597		1951-2001-11-2101-11	4	237878		right, 2126	1
335597		front, 2000-10-2100-30	2	377307		left, 2000-10-2100	1
338104		rear, 2000-10-2100	2	237877		left, 2126	1
338259		2003-06-2103-06-26	4	303060		Washer (50.241) 2126	2
303065		Lockwasher 5/8 (50.220) 1951-2000-01-03-06-10-11-2100-01-03-06-11-26-30	4	4291		Cotter pin 3/32 x 3/4 (50.240) 2126	2
7010		Nut 5/16-18 (50.100) 1951-2000-01-03-06-10-11-2100-01-03-06-11-26-30	4	1.415		LEVER - SHOE STRUT	
1.406		PLATE - SHOE ANCHOR PIN GUIDE		335506		right, 1951-2001-11-2101-11	1
335504		1951-2000-01-03-06-10-11-2100-01-03-06-11-26-30	4	335567		right, 2000-10-2100	1
▲ 1.407		SPRING - SHOE ANCHOR PIN TO SHOE		351506		right, 2003-06-2103-06-30	1
303836		secondary, 1951-2001-03-06-11-2101-03-06-11-26	4	234817		right, 2126	1
303837		primary, 1951-2001-03-06-11-2101-03-06-11-26	4	335505		left, 1951-2001-11-2100-11	1
315838		2000-10-2100	8	335566		left, 2000-10-2100	1
1.408		ECCENTRIC ASSEMBLY - SHOE		351505		left, 2003-06-2103-06-30	1
202699		2126	4	234816		left, 2126	1
▲ 1.409		SPRING - SHOE HOLD DOWN		1.4155		PIN - SHOE STRUT LEVER	
303064		1951-2000-01-10-11-2100-01-11	8	335540		1951-2000-01-10-11-2100-01-11	2
237893		2003-06-2103-06-26	8	351479		2003-06-2103-06-30	2
1.410		CUP - SHOE HOLD DOWN		237899		2126	2
202721		inner, 1951-2000-01-03-06-10-11-2100-01-03-06-26	8	237895		Spring washer (50.242) 1951-2000-01-03-06-10-11-2100-01-03-06-11-26-30	2
379812		outer, 1951-2000-01-03-06-10-11-2100-01-03-06-26	8	7006		Nut 3/8-24 (50.100) 1951-2000-01-03-06-10-11-2100-01-03-06-11-26-30	2
1.411		PIN - BRAKE SHOE HOLD DOWN SPRING		7699		Lock nut 3/8-24 (50.100) 1951-2000-01-03-06-10-11-2100-01-03-06-11-30	2
302717		1951-2001-11-2101-11	8	5506		Lockwasher 3/8 (50.220) 2126	2
302717		front, 2000-10-2100-30	4	4289		Cotter pin 3/32 x 1/2 (50.240) 2126	2
302720		rear, 2000-10-2100-30	4	1.416		SPRING - SHOE STRUT	
302720		2003-06-2103-06	8	335580		to shoe, 1951-2001-03-06-11-2100-03-06-11-30	2
237891		2126	8	347134		to shoe, 2000-10-2100	2
1.412		LINING SET		303061		to shoe, 2126	2
338371		front, 2 wheel, 2000-10-2100-30	1	302729		to lever, 2126	2
338410		front, 2 wheel, 2003-06-2103-06	1	BRAKE SUPPORT PLATES			
338371		front and rear, 2 wheel, 1951-2001-11-2101-11	2	1.500		PLATE ASSEMBLY - SUPPORT (FRONT)	
239142		front and rear, 2 wheel, 2126	2	371069		1951-2000-01-10-11-2100-01-11-30	2
338370		rear, 2 wheel, 2000-10-2100	1	378721		2003-06-2103-06	2
351650		rear, 2 wheel, 2003-06-2103-06-30	1	237711		right, 2126	1
1.413		SPRING - SHOE SECONDARY RETRACTING		237710		left, 2126	1
304879		2126	4	371078		Screw 7/16-20 x 2-1/2 hex. hd., 1951	6
				371078		Screw 7/16-20 x 2-1/2 hex. hd., upper, 2000-01-03-06-10-11-2100-01-03-06-11-30	4
				373855		Screw 7/16-20 x 2-1/2 hex. hd., lower, 2000-01-03-06-10-11-2100-01-03-06-11-30	2
				302077		Screw 7/16-20 x 1-7/16 hex. hd., upper, 2126	4
				234606		Screw 1/2-20 x 2-9/16 hex. hd., lower, 2126	4

CODE NO.	PART NO.	DESCRIPTION AND MODELS	PER CAR
BRAKE SUPPORT PLATES—Continued			
1.500		PLATE ASSEMBLY - SUPPORT (FRONT) (Cont'd)	
373755		Stop screw 7/16-20 x 2-1/2, 1951-2000-01-03-06-10-11-2100-01-03-06-11-30	2
3883		Spacer (7/16 washer) (50.200) 1951-2000-01-03-06-10-11	x
3883		Washer 7/16 (50.200) 2100-01-11-30	2
7107		Nut 7/16-20 (50.110) 1951-2000-01-03-06-10-11-2100-01-03-06-11-30	8
		2126	4
7108		Nut 1/2-20 (50.110) 2126	4
4291		Cotter pin 3/32 x 3/4 (50.240) 1951-2000-01-03-06-10-11-2100-01-03-06-11-30	8
		2126	4
4282		Cotter pin 1/16 x 3/4 (50.240) 2126	4
1.501		PLATE ASSEMBLY - SUPPORT (REAR)	
348025		right, 1951	1
347087		right, 2000-10-2100	1
378653		right, 2001-11-2101-11	1
351482		right, 2003-06-2103-06-30	1
387520		right, 2126	1
348024		left, 1951	1
347086		left, 2000-10-2100	1
378652		left, 2001-11-2101-11	1
351481		left, 2003-06-2103-06-30	1
387519		left, 2126	1
7853		Screw 3/8-24 x 1-1/8 (50.003) 1951-2003-06-2103-06-26-30	12
		2000-01-10-11-2100-01-11	8
5506		Lockwasher 3/8 (50.220) 1951-2003-06-2103-06-26-30	12
		2000-01-10-11-2100-01-11	8
7006		Nut 3/8-24 (50.100) 1951-2003-06-2103-06-26-30	12
		2000-01-10-11-2100-01-11	8
1.502		COVER - SUPPORT PLATE ADJUSTING HOLE	
202719		1951-2000-01-03-06-10-11-2100-01-03-06-11-26-30	4
1.5035		SEAL - SUPPORT PLATE WATER	
316187		(front only) 2003-06-2103-06	2
234729		2126	4
1.504		SPRING - SUPPORT PLATE WATER SEAL	
316188		(front only) 2003-06-2103-06	2
316188		2126	4

BRAKE TUBING

1.601		TUBE ASSEMBLY - BRAKE (FRONT END JUNCTION TO BRAKE HOSE)	
373360		right, 1951	1
373828		right, 2003-06-2103-06-26	1
373359		left, 1951-2003-06-2103-06-26	1

CODE NO.	PART NO.	DESCRIPTION AND MODELS	PER CAR
BRAKE TUBING—Continued			
1.6025		TUBE ASSEMBLY - MASTER CYLINDER TO FRONT BRAKE HOSE	
373827		right, 2000-01-10-11-2100-01-11-30	1
367963		left, 2000-01-10-11-2100-01-11-30	1
1.603		TUBE ASSEMBLY - MASTER CYLINDER TO FRONT END JUNCTION	
367967		1951-2003-06-2103-06-26	1
1.604		TUBE ASSEMBLY - MASTER CYLINDER TO REAR AXLE JUNCTION	
367968		1951-2000-01-03-06-10-11-2100-01-03-06-11-30	1
387577		2126	1
1.605		TUBE ASSEMBLY - REAR AXLE JUNCTION TO REAR WHEEL	
377228		right, 2000-01-10-11-2100-01-11	1
377205		right, 1951-2003-06-2103-06-30	1
387576		right, 2126	1
347131		left, 1951-2000-01-03-06-10-11-2100-01-03-11-30	1
387575		left, 2103-06	1
1.6054		CLIP - BRAKE TUBE	
302134		1/4 single boltless to front channel, 1951-2000-01-03-06-10-11-2100-01-03-06-11-26-30	1
		to frame side, 1951-2000-01-03-06-10-11-2100-01-03-06-11-30	4
		to frame "X" member, 2126	1
209611		3/8 single boltless, to front channel, 1951-2000-01-03-06-10-11-2100-01-03-06-11-26-30	1
1.606		JUNCTION ASSEMBLY - FRONT END	
302703		1951-2003-06-2103-06-26	1
303939		Screw 5/16-18 x 1/2 hex. hd. 1951-2003-06-2103-06-26	x
1.607		HOSE ASSEMBLY	
315829		1951-2000-01-03-06-10-11-2100-01-03-06-11-26-30	3
302701		Gasket (50.660) 1951-2000-01-03-06-10-11-2100-01-03-06-11-26-30	2
216724		Clip, 1951-2000-01-03-06-10-11-2100-01-03-06-11-26-30	3
1.608		JUNCTION - REAR AXLE	
302501		1951-2000-01-03-06-10-11-2100-01-03-06-11-26-30	1
330801		Vent screw 7/16-20 x 7/8 hex. hd., 1951-2000-01-03-06-10-11-2100-01-03-06-11-26-30	1

BRAKE

CODE NO.	PART NO.	DESCRIPTION AND MODELS	PER CAR	CODE NO.	PART NO.	DESCRIPTION AND MODELS	PER CAR
BRAKE TUBING—Continued							
1.608		JUNCTION - REAR AXLE (Cont'd)					
	5806	Lockwasher 7/16 internal (50.230). . . .	1				
1.610		CAP - REAR AXLE JUNCTION VENT SCREW					
	330802	1951-2000-01-03-06-10-11-2100-01-03-06-11-26-30	1				
1.611		UNION NUT - TUBES					
	302492	1951-2000-01-03-06-10-11-2100-01-03-06-11-26-30	12				

PackardInfo.com

